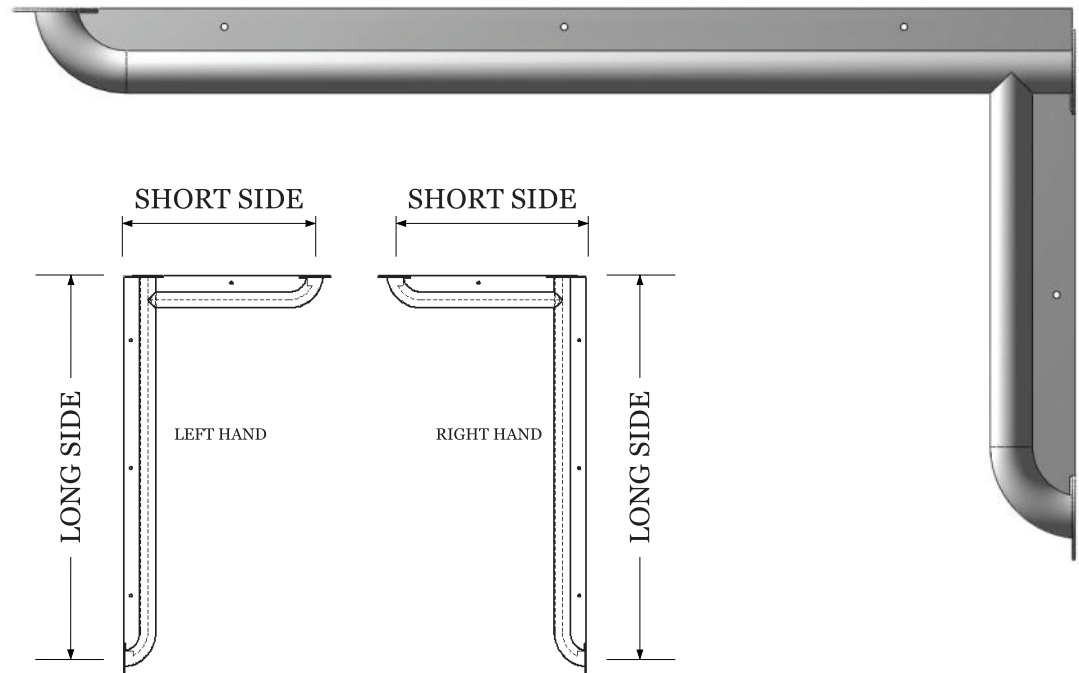


# L Shape Security Grab Bar GB-600



OPTION SIZES: 18" x 30", 18" x 36", 24" x 30", 24" x 36"

## OVERVIEW

High security handicap L shape grab bar.

## FABRICATION

18 gauge stainless steel tubing with formed ends welded to 11 gauge stainless steel brackets to hold bar 1 1/2" from wall on two sides. Brackets have three holes each for 1/4" screws to mount to wall or embeds. Attached closure plate has 1/4" drain holes.

## MATERIAL

- 1 1/2" 18 gauge stainless steel tubing.
- 3" 11 gauge stainless steel brackets.
- 12 gauge stainless steel closure plates.

## FINISH

#4 brushed finish.

## WEIGHT

TBD

## OPTIONS

- Sizes: 18" x 30", 18" x 36", 24" x 30", 24" x 36".

## ASSEMBLY

No assembly required.

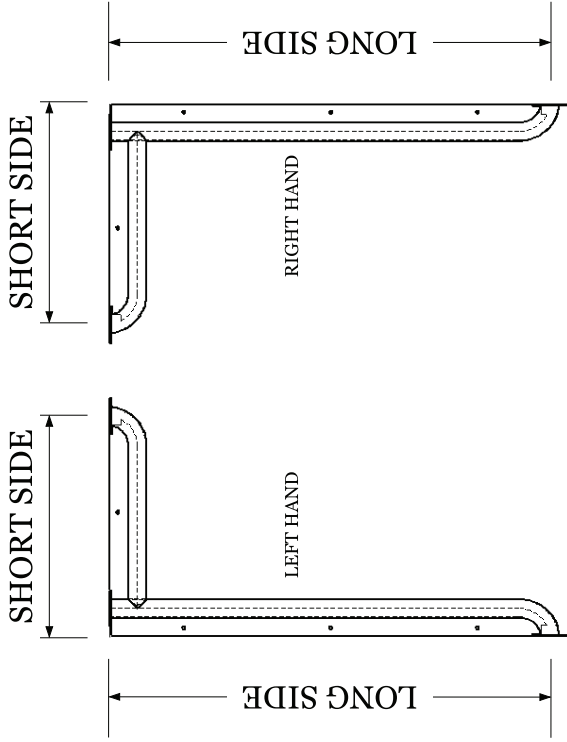
## INSTALLATION

Mount to wall with screws or embeds.\*

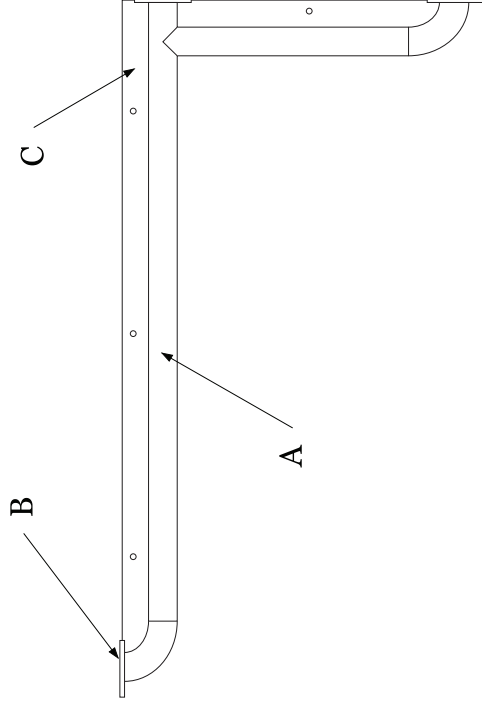
## MAINTENANCE

Easy clean up with a damp cloth and mild detergent.

\*Wall mounting hardware not included.



OPTION SIZES: 18" x 30", 18" x 36", 24" x 30", 24" x 36"



ITEM	DESCRIPTION	QTY
A	BAR, 1.5" D, STAINLESS STEEL, TUBING, 18 G. #4 BRUSHED FINISH	1
B	BRACKET, STAINLESS STEEL, 11 G. #4 BRUSHED FINISH	1
C	CLOSURE PLATE, STAINLESS STEEL, 12 G. #4 BRUSHED FINISH	2



**DERBY**  
INDUSTRIES

L Shape Security Grab Bar  
GB-600

REVISIONS	
MM/DD/YY	REMARKS
1	...
2	...
3	...
4	...
5	...

STANDARD TOLERANCES  
.X = ±.12" .XX = ±.06" .XXX = ±.03" ANGLE = ± 1°