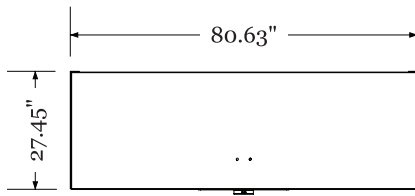
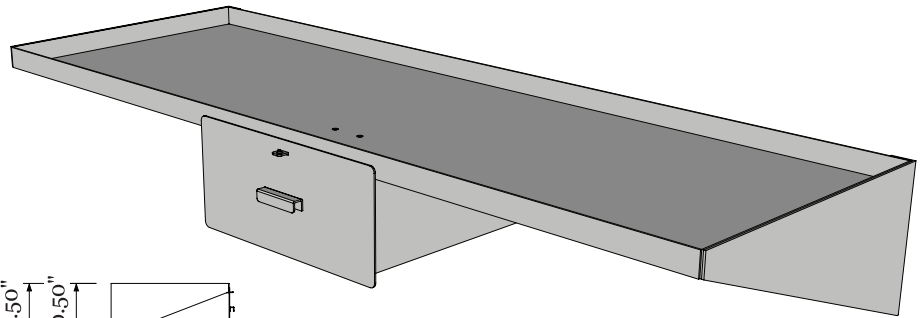


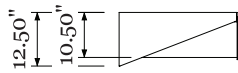
# The Derby Steel™ Welded Single Bunk w/ Wall Mounts



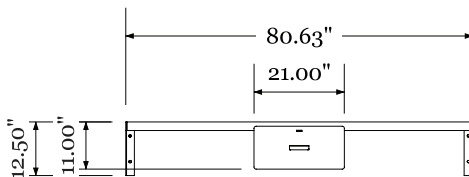
TOP



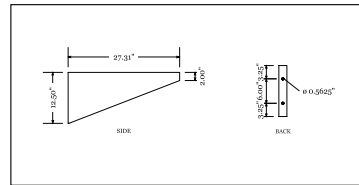
Bunk shown with optional steel drawer and locking hasp.



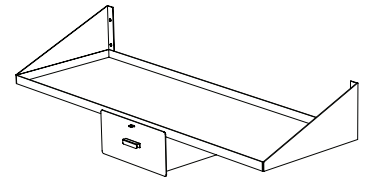
SIDE



FRONT



WALL MOUNT DETAIL



BUNK SHOWN WITH WALL MOUNTS ABOVE PAN

## OVERVIEW

Heavy duty steel single bunks intended for sleeping areas in correctional environments.

## FABRICATION

Laser cut and welded steel bed pan. All bunks have a baked on polyester powder coat semi-gloss finish. 7 gauge steel wall mounts with  $\frac{9}{16}$ " diameter holes for welding or bolting to the wall. Slide rails and drawer are constructed from welded steel. Welded steel hasp for securing drawer with a padlock if desired.

## MATERIAL - OPTIONS AS SHOWN

- 27" x 80" 10 gauge steel pan.
- 7 gauge steel wall mount bracket. The bracket can be mounted above or below the pan (please specify when ordering).
- 18" x 24" steel drawer has a 12 gauge body with a 10 gauge faceplate and handle.
- 10 gauge security hasp.
- 12 gauge slide rails.
- 2" x 2" x  $\frac{3}{16}$ " standard angle drawer stop.
- 18" x 24" Steel drawer has a 12 gauge body and 10 gauge faceplate with 10 gauge handle.

## COLOR

Vitracoat T.K. Gray.

## WEIGHT

TBD

## OPTIONS

- Steel drawers (please specify one or two when ordering).
- Locking hasps.
- Rail slides for property boxes.
- Prime coat.
- 12 gauge steel w/hemmed bed pan edges.
- Custom sizes available.

## ASSEMBLY

No assembly required.

## INSTALLATION

Weld or bolt unit to wall plates.\*

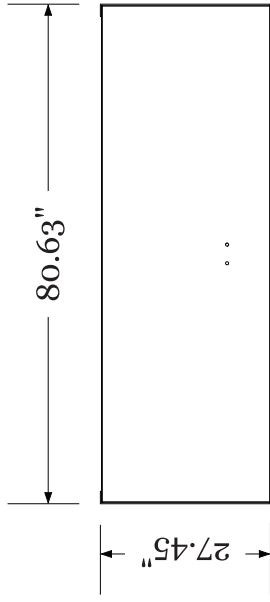
## WARRANTY

1 year limited replacement warranty.

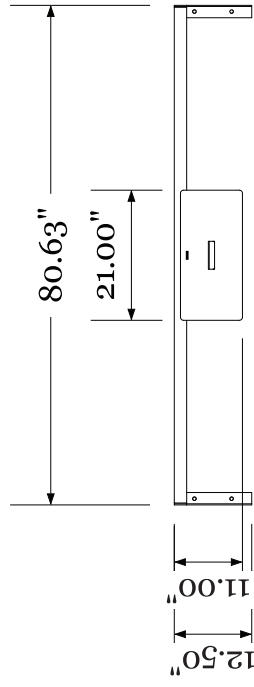
## MAINTENANCE

Easy clean up with a damp cloth and mild detergent.

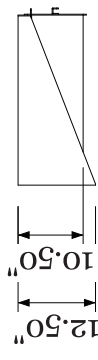
\*Floor and wall mounting hardware not included.



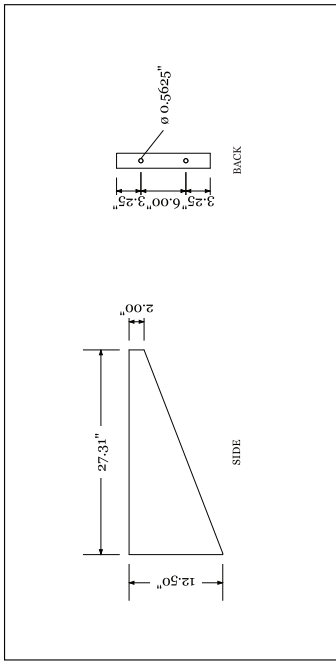
TOP



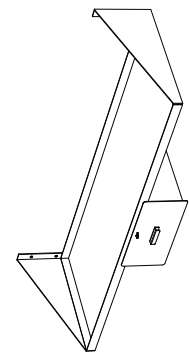
FRONT



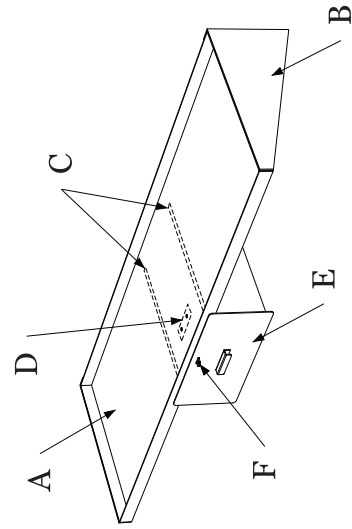
SIDE



WALL MOUNT DETAIL



BUNK SHOWN WITH WALL MOUNTS ABOVE PAN



ITEM	DESCRIPTION	QTY
A	BED PAN, SHEET METAL, 10 G. HRPO (OPTIONAL 12 G. w/HEMMED EDGES)	1
B	WALL MOUNT, SHEET METAL, 7 G. HRPO	2
C	SLIDE RAILS, SHEET METAL, 12 G. HRPO	2
D	DRAWER STOP, STRUCTURAL ANGLE, 2" X 2" X 3/16"	1
E	DRAWER, SHEET METAL, 10 G. & 12 G. HRPO	1
F	HASP, SHEET METAL, 10 G. HRPO	1

STANDARD TOLERANCES .X = +12" .XX = ±.06" .XXX = ±.03" ANGLE = ± 1°



**DERBY INDUSTRIES**

27" x 80" Single Wall Bunk (Welded)  
w/Optional Drawer

REVISIONS		REMARKS
MM/DD/YY		
1	---	...
2	---	...
3	---	...
4	---	...
5	---	...