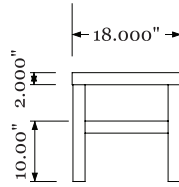
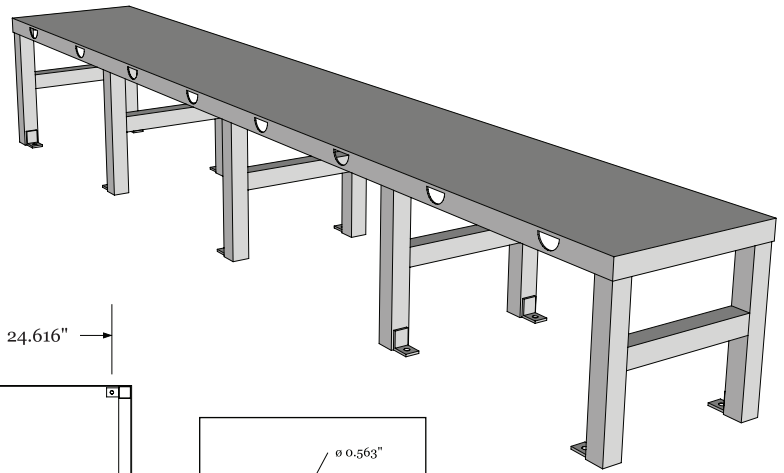
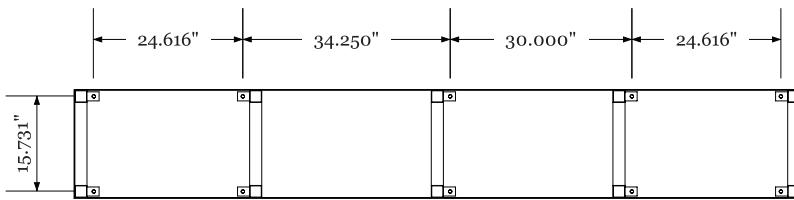


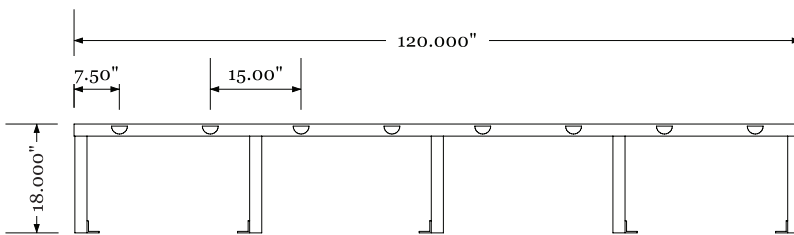
# The Derby Steel™ Welded 10' Security Bench w/ Laser Cut Integrated Cuff Slots



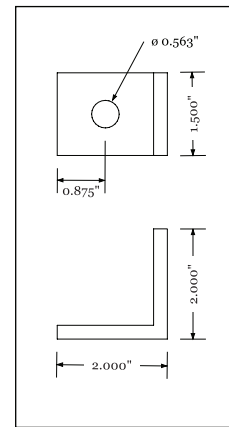
SIDE



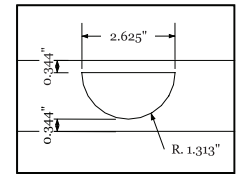
MOUNTING HOLE PATTERN DIMENSIONS



FRONT



FLOOR MOUNT DETAIL



DETAIL OF CUFF SLOT

## OVERVIEW

Heavy duty steel benches with integrated laser cut cuff slots for correctional holding areas.

## FABRICATION

All welded construction. Laser cut cuff slots. Steel seating surface with box tubing frame. Bench has a baked on polyester powder coat finish.

## MATERIAL

- 18 x 120" 10 gauge steel bench top.
- 2" standard steel box tubing legs and support braces.
- Steel 1/4" floor mounting tabs with 9/16" diameter holes are provided for welding or bolting to the floor.

## COLOR

Vitracoat T.K. Gray.

## WEIGHT

TBD

## OPTIONS

- Prime coat.
- 14 gauge stainless steel bench top Type 304 2B Finish.
- Cuff slot locations on both sides of bench.

## ASSEMBLY

No assembly required.

## INSTALLATION

Bolt or weld unit to floor.\*

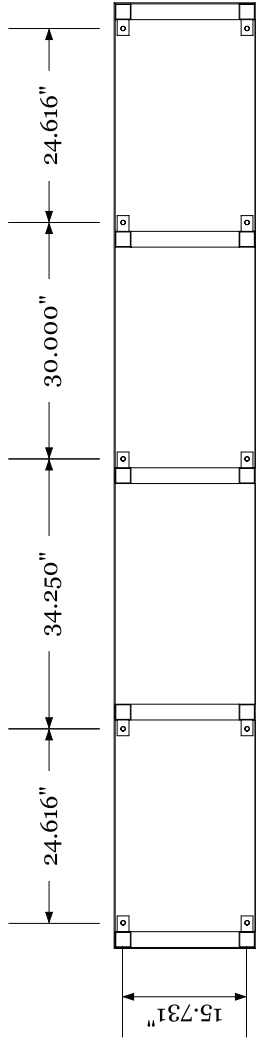
## WARRANTY

1 year limited replacement warranty.

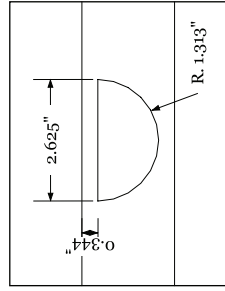
## MAINTENANCE

Easy clean up with a damp cloth and mild detergent.

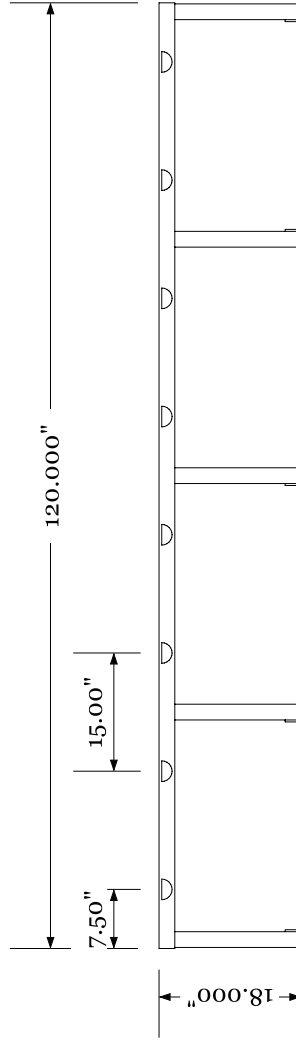
\*Floor and wall mounting hardware not included.



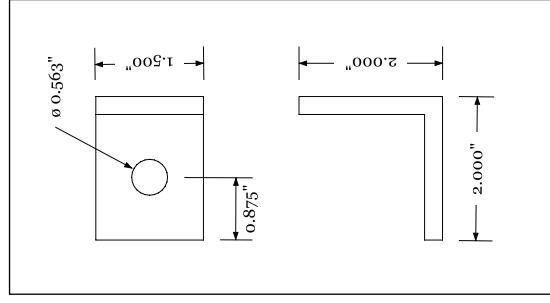
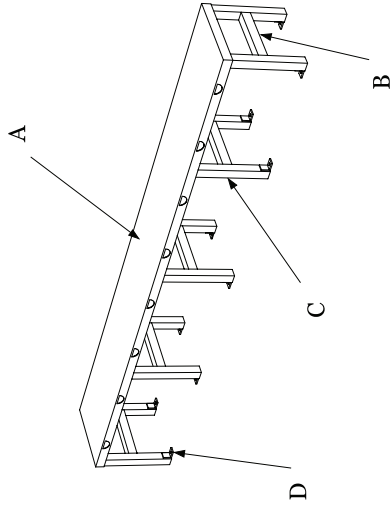
MOUNTING HOLE PATTERN DIMENSIONS



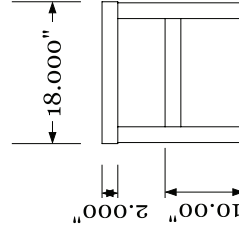
DETAIL OF CUFF SLOT



FRONT



FLOOR MOUNT DETAIL



SIDE

ITEM	DESCRIPTION	QTY
A	BENCHTOP, SHEET METAL, 10 G. HRPO	1
B	LEG SUPPORT, 2" BOX TUBING, 14 G.	5
C	LEG, 2" BOX TUBING, 14 G.	10
D	FLOOR MOUNT, SHEET METAL, 1/4"	10

STANDARD TOLERANCES  
 X = ±.12" .XX = ±.06" .XXX = ±.03" ANGLE = ± 1°



10' Floor Cuff Bench (Welded)

REVISIONS

MM/DD/YY	REMARKS
1	...
2	...
3	...
4	...
5	...